

Data sheet | Item number: 210-115

Steel carrier rail; 35 x 7.5 mm; 1 mm thick; 2 m long; slotted; according to EN 60715; "Hole width 18 mm



210-115



Data

Technical Data

Main product function

Mounting Accessories

Geometrical Data

Abmessungen B x H x T (mm)	(2000 x 7.5 x 35) mm
Abmessungen B x H x T (inch)	(78.74 x 0.295 x 1.378) inch
Width	2,000 mm / 78.74 inch
Height	7.5 mm / 0.295 inch
Depth	35 mm / 1.378 inch

Material Data










Weight	630 g
--------	-------

Commercial data

Product Group	2 (Terminal Block Accessories)
Country of origin	IT
GTIN	4045454846268
Customs Tariff No.	72169180000

Compatible products

General accessories

	Item no.: 209-109 Edge guards; for DIN 35 rail (7.5 mm high)	209-109
assembling		
	Item no.: 209-137 Mounting adapter; can be used as end plate; 6.5 mm wide	209-137
	Item no.: 210-148 Angled support bracket; without screw	210-148
	Item no.: 210-149 Screw M 5 x 8; for angled support bracket	210-149
	Item no.: 249-116 Screwless end stop; 6 mm wide; for DIN-rail 35 x 15 and 35 x 7.5	249-116
	Item no.: 249-117 Screwless end stop; 10 mm wide; for DIN-rail 35 x 15 and 35 x 7.5	249-117
	Item no.: 249-197 Screwless end stop; 14 mm wide; for DIN-rail 35 x 15 and 35 x 7.5	249-197
Marking accessories		
	Item no.: 210-708 Labels; for TP printers	210-708
	Item no.: 210-808 Labels; for Smart Printer	210-808

Downloads

Documentation

Bid Text

210-115	doc 24.1 kB	Download
---------	----------------	----------

CAD/CAE - Smart Data

CAD data

3D Download 210-115	URL	Download
---------------------	-----	----------



Subject to changes.
